

The ASI2816 streaming radio tuner is configured with up to 4 tuner modules. There are various revisions of the modules available:





Revision B & C: Use four stereo USB audio recording interfaces

Revision D & E: Use one 8 channel USB audio recording interface

The following guidelines apply when configuring an ASI2816 chassis

1. Revision B & C cannot be mixed with revision D & E, i.e. an ASI2816 chassis needs to be populated with either all revision B & C or all revision D & E.
2. A maximum of two revision B & C modules can be used in one ASI2816 chassis. Any more will cause noise in the audio streams
3. Three or more modules in an ASI2816 chassis require revision D or E modules. If you have purchased an ASI2816 with three or more revision B or C modules then we will replace those modules with revision D or E at no charge - please contact AudioScience technical support.
4. Use of revision D or E modules requires firmware version 0.7.1 or higher.

To replace a module:

<p>1. Remove AC power to the ASI2816</p> 	<p>2. Remove RF and analog connections to the affected tuner module. Remove the three screws securing the module to the chassis</p> 
<p>3. Slide module out. Slide new module in. Secure with the three screws</p> 	<p>4. Reconnect RF connections and AC power</p> 

### Tech Support

If at any point you need help with this information please contact our Technical Support department at 585-271-8870 between the hours of 9AM and 5PM EST or by email at [support@audioscience.com](mailto:support@audioscience.com)